



INDIRA GANDHI DELHI TECHNICAL UNIVERSITY FOR WOMEN
(Established by Govt. of Delhi vide Act 09 of 2012)
Kashmere Gate, Delhi-110006

ACADEMIC BRANCH

F.No. IGDTUW/Acad./Notice/2020-21/476

12th April, 2021

NOTICE

All the 2nd Semester students of B.Tech. (Except B.Tech. CSAI) and B.Arch. of IGDTUW are required to do Subject Registration online on IGDTUW e-portal on clicking the link <https://igdtuw.in/IGDTUW> latest by 25th April, 2021.

User manual for online Registration is given below for assistance.


AR (Academics)

Copy to:-

1. PS to Hon'ble Vice-Chancellor, IGDTUW
2. PA to Registrar, IGDTUW
3. Dean (AA), IGDTUW
3. All HoD (CSE, ECE, IT, MAE, B.Arch.), IGDTUW
4. Incharge (Web Server)/System Analyst with the request to upload on the University website.


AR (Academics)



Indra Gandhi Delhi Technical University for Women

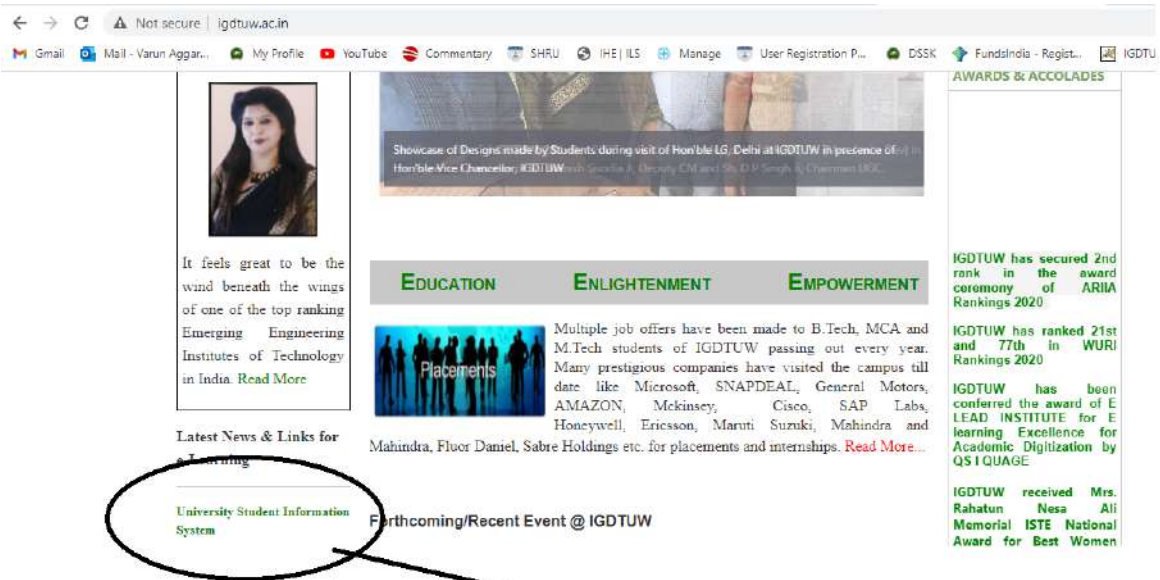
User Manual for Students.

Student Profile Update, Semester Registration,



Submitted By

CampusEAI



Link to Open Student Portal for Registration.

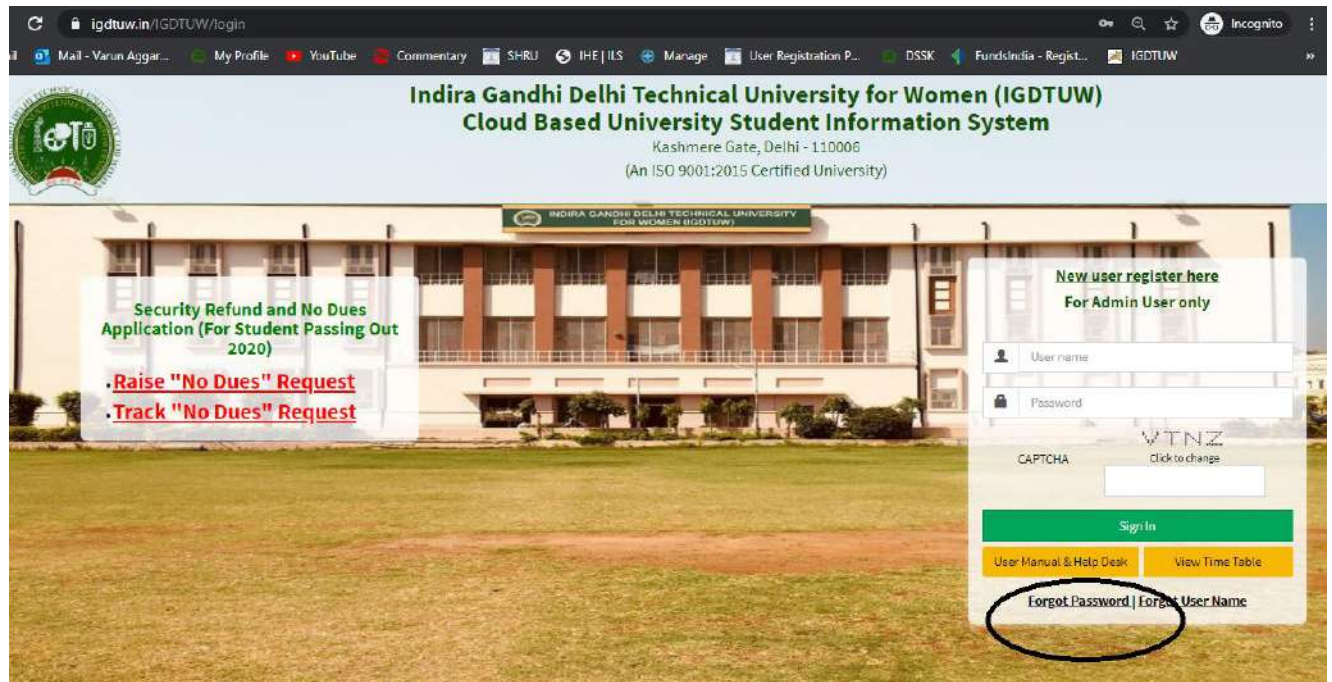
URL: <https://igdtuw.in/IGDTUW>

Step 1: On Login Screen:

Student has to enter the User Name: Student Enrolment no and Password.



Step 2: In Case Student Forgot Password: SO use this Process



**Enter your Enrolment no and Validation code and click on check button.
It will show you the Email id and your Mobile no.**

The screenshot shows the 'Forgot Password' form. The form has a teal header with the text 'Forgot Password' and a 'Login' button. The form contains the following fields and buttons:

- 'Enter Registered User ID *' with the value '00101012019'.
- 'Enter Validation Code' with a CAPTCHA image 'MNWFMY' and a 'Click to change' link. Below the image is a text input field containing 'MNWFMY'.
- 'Check' button.
- 'Email Id *' with the value 'gosainishita487@gmail.com'.
- 'Mobile Number' with the value 'XXXXXX9482'.
- 'Generate OTP' button.

If Email id/ Mobile no is not correct or it is showing Blank Field. Please Mail to academics@igdtuw.ac.in

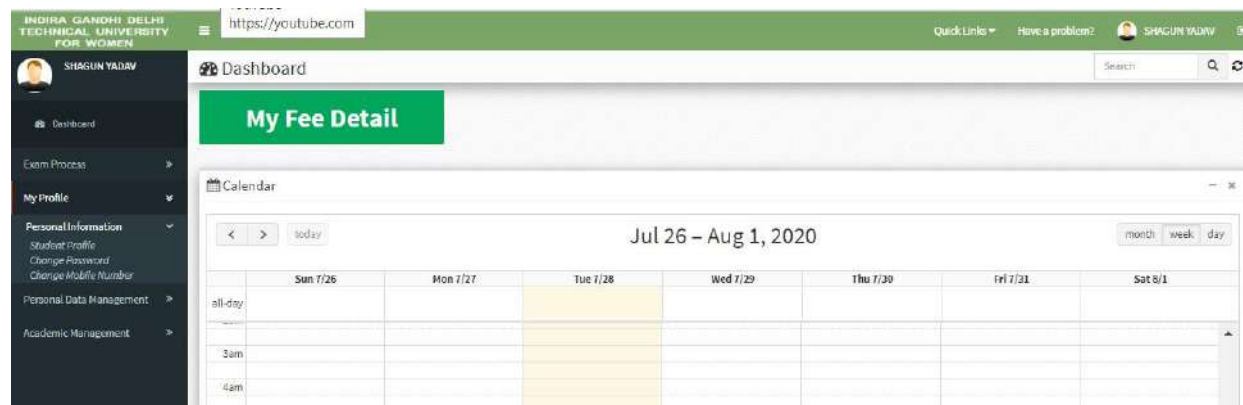
In Subject : Change of Email and Mobile No for Enrolment no. -00101012020.

HELP DESK

For any Non-Technical issue please contact: academics@igdtuw.ac.in

Step 3: In Student Profile:

After changing the password, Student will be able to update her Profile, Password and Mobile Number.



Step 4: Profile Update: Student has to fill all the details in the Portal.


For updating the profile, press the Update button. Complete profile page will appear. Make the necessary updates on the profile. (* : fields are mandatory). After filling up the information, the Student have to click the SUBMIT button. This step updates the student's profile.

Parent Contact Details

Notes:

- This window for the academic year 2019-2020 is open from 01-08-2020 00:00 to 31-08-2020 12:00 .
- Details can be updated only if within timeline

Student Profile

Registration No.:	00101012019		<input type="button" value="Update"/>		
University Enrollment No.:	00101012019				
Student Name :	ISHITA GOSAIN				
Gender:	FEMALE			Date Of Birth :	04-08-2020
Student Status :	Active				

Personal Details

Upload Profile Pic



Student Name

Enrollment No

Joining Date

Gender

Date Of Birth

Programme

Branch

Specialization (Applicable For PG Only)

Student Current Status

Batch

Programme

Branch

Specialization (Applicable For PG Only)

Student Current Status

Batch

Nationality ▼

Religion ▼

Category ▼

Sub Category ▼

Mother Tongue ▼

Adhaar Number

Personal Identification Mark

Marital Status ▼

Region ▼

Are You Receiving Any Scholarship/Fellowship/Award? No Yes

Name Of The Scholarship/Fellowship/Award

Amount (If Applicable)

Permanent Address

Permanent Address * City *

Country * State *

Pin Code *

Upload Address Proof Uploaded File(s)

Correspondence Address

Correspondence Address * City *

Country State

Pin Code

Declaration

I hereby declare that I have reviewed all of the details furnished above and updated them, if required, so that they are true to the best of my knowledge and belief. I undertake to inform IGDTUW of any changes therein, immediately.

Step 5: Semester Registration:

After updating the profile, the student will be able to register herself by filing up the Student Semester Registration form.

Go to

Academic Management → Semester Registration → Student Semester Registration.

Here, the Student has to select the required subjects from the drop down list (such as DCC and AMC). After submission of subjects, total number of credits will be updated and the same can be observed in Applied Credits field.

Student Semester Registration Academic Management > Semester Registration > Student Semester Registration

You are accessing this page as role » Student

Enrollment No.: 00109152020 Programme: M.B.A.
 Academic Session: 2020-2021 Branch: MGMT*

Applied Credits: 0

Show: 10 entries Search:

S. No	Subject Code/Subject Name	Category	Credits	Semester	Status
1	MMS 101 (Management Process and Organizational Behavior) LTP [4 - 0 - 0]	DCC	4.0	1	PENDING
2	MMS 103 (Financial Accounting and Cost Accounting) LTP [3 - 1 - 0]	DCC	4.0	1	PENDING
3	MMS 105 (Marketing Management) LTP [4 - 0 - 0]	DCC	4.0	1	PENDING
4	AMC 109 (Managerial Economics) LTP [4 - 0 - 0]	AMC	4.0	1	PENDING
5	MMS 107 (Decision Sciences) LTP [3 - 1 - 0]	DCC	4.0	1	PENDING
6	MMS 109 (Legal Aspects of Management) LTP [4 - 0 - 0]	DCC	4.0	1	PENDING
7	AMC 401 (Business Communication) LTP [4 - 0 - 0]	AMC	4.0	1	PENDING
8	AMC 403 (Data Analysis Lab) LTP [0 - 0 - 2]	AMC	2.0	1	PENDING

Showing 1 to 8 of 8 entries Previous 1 Next

In Case student fill the Wrong Optional Paper so there is a reset Option to Reset the Subject and Student can submit the same.

Show 10 entries Search

S. No.	Subject Code/Subject Name	Category	Credits	Semester	Status
1	BCS 304 (Compiler Design) LTP [4 - 0 - 0]	C2	4.0	6	SUBMITTED
2	BCS 306 (Network Programming) LTP [4 - 0 - 0]	C3	4.0	6	SUBMITTED
3	BCS 308 (Cloud Computing) LTP [4 - 0 - 0]	C4	4.0	6	SUBMITTED
4	BIT 310 (Artificial Intelligence) LTP [4 - 0 - 0]	C6	4.0	6	SUBMITTED
5	BAS 312 (Engineering Economics) LTP [3 - 0 - 0]	C6	3.0	6	SUBMITTED
6	DCS 304 (Compiler Design Lab) LTP [0 - 0 - 2]	C8	1.0	6	SUBMITTED
7	DCS 306 (Network Programming Lab) LTP [0 - 0 - 2]	C9	1.0	6	SUBMITTED
8	DCS 308 (Cloud Computing Lab) LTP [0 - 0 - 2]	C10	1.0	6	SUBMITTED
9	BIT 300 (Artificial Intelligence Lab) LTP [0 - 0 - 2]	C11	1.0	6	SUBMITTED
10	DCS 302 (MOBILE ARCHITECTURE & PROGRAMMING) LTP [1 - 0 - 0]	C1	4.0	6	SUBMITTED

Showing 1 to 10 of 11 entries Previous **1** 2 Next